



[Download](#)

Taskbar Activate Crack+ Free License Key Free For Windows [Latest]

Use Taskbar Activate Crack to quickly set the Windows taskbar to hidden or visible. You can configure a delay time between the mouse movement and the automatic behavior. When the mouse moves again, the delay time is restarted. When the mouse is over the taskbar, the taskbar becomes active. If you want to show the icon in the taskbar, you can set the correct color or no color at all. You can configure Taskbar Activate Crack Mac to always show the Taskbar icon in the taskbar. Taskbar Activation uses only 2 MB of RAM. Windows Registry is a database used to store the system wide settings and the application shortcuts on the Windows PC. Deleting Registry entries won't make any harm to the system or the data stored, but to keep Windows running clean and stable, we need to keep it cleaned regularly. Registry Cleaner Pro is a tool that has been designed to help you remove unwanted entries easily. It scans your entire Registry for leftover entries and shows the results neatly on your desktop. Download Now and have a look at what it can do for you: Takes a Registry Scan It doesn't hurt to run a Registry Scan and use Registry Cleaner Pro to speed it up; it only takes a couple of seconds, and no, it doesn't make any changes to your system. Recommendations Take a look at those who use your computer and if they are happy with it, maybe you would be too. Tell them about your problem, and if they have any ideas that may help, maybe they will come across something about Registry Cleaner Pro that's the answer to your problem. Windows registry is a database used to store the system wide settings and the application shortcuts on the Windows PC. Deleting registry entries won't make any harm to the system or the data stored, but to keep Windows running clean and stable, we need to keep it cleaned regularly. Registry Cleaner Pro is a tool that has been designed to help you remove unwanted entries easily. It scans your entire Registry for leftover entries and shows the results neatly on your desktop. Download Now and have a look at what it can do for you: Takes a Registry Scan It doesn't hurt to run a Registry Scan and use Registry Cleaner Pro to speed it up; it only takes a couple of seconds, and no, it doesn't make any changes to

Taskbar Activate

Taskbar Activate Torrent Download is a small tool developed by DBCP V+ that you can use to quickly hide or show the taskbar in your Windows operating system. # Taskbar Activate is a portable tool that you can save on any portable drives or media cards. # Taskbar Activate configuration panel is located in the tray icon. # Taskbar Activate allows you to quickly activate or deactivate the Windows taskbar in a few clicks. # Taskbar Activate allows you to toggle automatic hiding and making the bar visible. # Taskbar Activate allows you to change its colour, restart the delay time and show icon in the taskbar. # Taskbar Activate is free for home use. # Taskbar Activate comes packed with numerous configuration features. # Taskbar Activate is packed with memory leak issues. # Windows Vista/7 is not supported by Taskbar Activate. # Taskbar Activate is often mistakenly labeled as a Windows utility. # Taskbar Activate is not compatible with the system tray in Windows 7/8. # Taskbar Activate will not show the system tray icon in Windows 8/8.1. # There are some irritating noises when you click on the tray icon in Windows 8/8.1. # On some motherboards it is difficult to quickly activate the Windows taskbar via pressing function keys. # The operating system will randomly become unresponsive when you start the taskbar via keyboard shortcut. # On some machines, Taskbar Activate shows the message that it is not compatible with your computer. # Taskbar Activate is available in 32-bit and 64-bit versions. # Taskbar Activate does not work when you do not have administrative privileges. # Taskbar Activate version 1.0.4 is the latest version released by DBCP V+ on 2017-03-13. Taskbar Activate Download Link Spyware/Malware Removal Tool will remove any adware, spyware, malware, potentially unwanted program or toolbars from the web browser. Spyware, adware and toolbars use the web browser to spread the viruses and hijack the web browser. Just uninstall the adware, spyware, malware and toolbars, you don't need to uninstall your web browser. Then you can restart your web browser. Facts:  Web browser: Firefox, Google Chrome, Yandex.Browser, Opera, Safari  Spyware: adware, toolbars, hijackers, 09e8f5149f


Taskbar Activate

Taskbar Activate is a small software application whose purpose is to help you hide or show the Windows taskbar in order to gain more space on your screen. Portable running mode This is a portable program. You can keep it stored on USB flash drives or other portable devices and carry it with you all the time. Gaining access to the tool's features requires only opening the executable file because there's no installation included in the process. What's more, you can open it without administrative privileges on the target computer and uninstall it using a quick deletion task because it does not leave entries in your Windows registry. Look for the utility in the system tray Taskbar Activate runs in the background without disturbing your work. It can be found sitting quietly in the system tray. You may open the configuration panel via the system tray. The taskbar is automatically hidden each time it loses focus. It comes in handy especially when running applications in full screen or dealing with 'always on top' windows. You can activate or deactivate the automatic hiding mode by simply clicking on the utility's icon. A colorful line is displayed at the bottom of the screen when the taskbar is deactivated. If you hover your mouse cursor over it, the taskbar automatically becomes active. Configuration settings Taskbar Activate comes packed with several configuration parameters under the hood. They are not highly intuitive so you need to experiment a little bit with them in order to understand how the program works. You are allowed to set a delay time used for activating the taskbar in milliseconds, restart the delay time upon mouse movement, highlight the taskbar when you hover your mouse over it and show a custom color, get back the bar in the background when it is no more in use, completely hide the bar in the background, as well as show icon in the taskbar. Final observations All things considered, Taskbar Activate comes packed with several handy options for helping you activate or deactivate the Windows taskbar. It is not a resource hog so you can keep it running in the background without worrying that it affects the overall performance of the computer. Sponsor: Visit site to find out more about the Private Internet Access VPN Download Link: Windows7Beta1.0.exe Installation After downloading the executable file, run it. A configuration panel will appear on the screen. You are welcome to browse through the list of pre-defined configuration parameters. Click on the "

What's New in the Taskbar Activate?

Why not learn a thing or two more about Windows? Taskbar Rotation is a simple Windows add-on for the advanced users that enables them to modify the behavior of Windows taskbar when rotated. When the program is started, you are able to configure how the taskbar behaves when it is rotated. This feature can be a bit tricky to grasp at first, but the author advises you to read the manual thoroughly in order to get the hang of it. Taskbar Rotation has a friendly interface. The toolbar slides out from its default position when the taskbar is rotated. There are five configuration options: keep the toolbar in the middle of the screen (as it is, when the taskbar is not rotated), hide the toolbar, move the toolbar to the top-left corner, hide the toolbar (but show the buttons), move the toolbar to the bottom-right corner. You can also adjust the buttons on the taskbar from the basic design to the more functional ones that include a preview of the next most recently opened document, a preview of the most recently closed document, a preview of the last window you closed (click the command bar button to see other options) and a preview of the latest message you received (click the notification area button to view the list). You can further activate the "Always on top" feature for the taskbar buttons and set a shortcut key for the "Don't show toolbars" option. You can easily change the color scheme of the taskbar buttons. There are also some useful tools for enabling you to hide and show the taskbar at any moment in your favorite toolbars. PCMon is the simplest way for users to keep track of all of their hardware devices. Having lost numerous memory cards over the years, I took the step to regularly back up my PC and all of its critical files. As it turned out, backing up the computer's hard drive was a daily occurrence – which, to my delight, made backing up my digital camera by itself even more frequent. This program had the power to do both at the same time! The setup for this software was simple. I simply installed it on my desktop PC, entered my backup password and it had everything automated. The time period in which all of the software would back up each and every device on my PC was originally set to save data every 90 minutes. I simply turned it up to every 24 hours. The program gave me the option to

System Requirements For Taskbar Activate:

Windows PC Macintosh (OS X 10.4.11 or later) 512 MB RAM 21 MB HDD space Graphic card (if needed) Camera (if needed) Java Development Kit (JDK) and Java Runtime Environment (JRE) Version 6 Update 26 or later If you do not have a 64-bit operating system, you will only be able to use a 32-bit version of the game. Warning: The Mac version of the game is exclusive to Apple's App Store (or 

Related links:

<http://numb-z.com/?p=4336>
<https://shielded-oasis-93966.herokuapp.com/sanharr.pdf>
<https://algarveproperty.com/todo-list-crack-with-key-download-win-mac-2022/>
<https://blu-realestate.com/freenc-serial-number-full-torrent-free-mac-win-updated-2022/>
https://youbenefitsolar/wp-content/uploads/2022/06/Compareit_For_Chrome_Crack_Updated.pdf
<http://nmpayerconnect.org/2022/06/07/multi-primier-port-crack-for-windows/>
<https://delicatca.ru/2022/06/08/dymu-ip-update-client-crack-license-key-free-download-april-2022/>
https://theadmarket.com/wp-content/uploads/2022/06/Porrible_TreeSize_Free.pdf
https://payif.com/upload/files/2022/06/mfesp47ZFYjBbASrQcWY_08_47c53133e25cf7dada2a50aae13dc07c_file.pdf
<https://boldwashom.com/multi-merge-toolkit-crack-activator-free-download-updated-2022/>
<https://www.abiabc.com/wp-content/uploads/2022/06/dahuhalf.pdf>
https://es0-sys.app/upload/files/2022/06/HBeu3poDSr6L3pKtQNuo_08_47c53133e25cf7dada2a50aae13dc07c_file.pdf
<http://www.soninetutor.com/advert/lonely-crack-win-mac-april-2022/>
<https://startacting.ru/?p=7152>
https://www.ssonaradio.com/upload/files/2022/06/rsNgHFQSI_2G08jnNePDd_08_580021e5db9459c4005cac5064f8119d_file.pdf
<https://fileswacoricalmmono.wixsite.com/roccicomita/post/khed-crack-free-download-2022-new>
<https://gembeltraveller.com/reflect-9-0-9-crack-latest-2022/>
https://rebatecircle.com/wp-content/uploads/2022/06/Oxygenator_Crack_.pdf
<https://xn--80aab1hep0b6a.online/wp-content/uploads/allysa.pdf>
<https://eqcompu.com/2022/06/08/tred-crack-free-updated-2022/>